



USER MANUAL

Reset Password

MAHARASHTRA GST TAX DEPARTMENT



Submitted By,



Orient Technologies Limited
Formerly known as Orient Technologies Pvt. Ltd



Instruction to Onboard Existing Dealer into New System

Steps:

1. Log on to website www.mahagst.gov.in
2. Go to Respective Act Section.
3. Click on the option "Login for Existing Dealer under VAT/CST Acts".

The screenshot shows the Maharashtra GST portal homepage. The header includes the state emblem and navigation links. The main content area is divided into sections for Pay Your Taxes, GST, VAT, CST, and PT. The VAT section is highlighted, showing options for New Dealer Registration, Login for Existing Dealer, and Login for Archive Dealer. A 'What is New' section and a 'Total GST Collection (in Crores)' chart are also visible.

4. "Login" page will open.
5. Click on "Reset Password".

The screenshot shows the Maharashtra GST portal login page. The page features a login form with fields for Username and Password, a Log In button, and links for Forgot Password and Reset Password. The footer includes Referral Links, Terms & Conditions, and Contact Us information.



6. Enter Valid "TIN" no Suffix V.
7. Enter Valid "PAN"

Reset Password

TIN*

PAN/TAN*

Email Id*

Mobile Number*

Send OTP

Send OTP

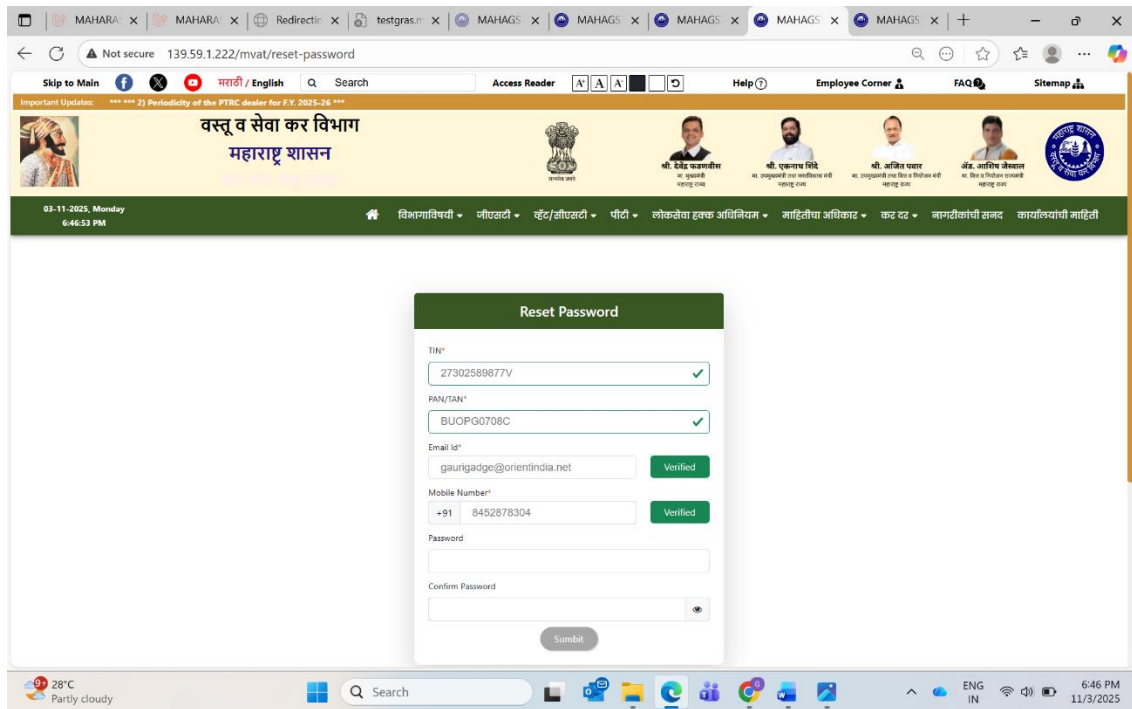
8. Field Auto-populates Email ID and Mobile No , after entering TIN and PAN.
9. Click on "Send OTP".

The screenshot shows the MAHARS portal interface. The 'Reset Password' form is centered, with the following fields filled:

- TIN*: 27302589877V
- PAN/TAN*: BUOPG0708C
- Email Id*: gaurigadge@orientindia.net
- Mobile Number*: +91 8452878304

Below the form, there are links for 'Does Not Know TIN?' and 'Want to change mobile/email?'. The portal header includes the Maharashtra Sahasra Shiksha Yojana logo, navigation links, and a list of officials. The footer contains disclaimer, terms, support, and referral links.

10. OTP will be received on Email ID and Mobile No Verify it and submit. (For future communication)



Reset Password

TIN*
27302589877V ✓

PAN/TAN*
BUOPG0708C ✓

Email Id*
gaugadga@orientindia.net Verified

Mobile Number*
+91 8452878304 Verified

Password

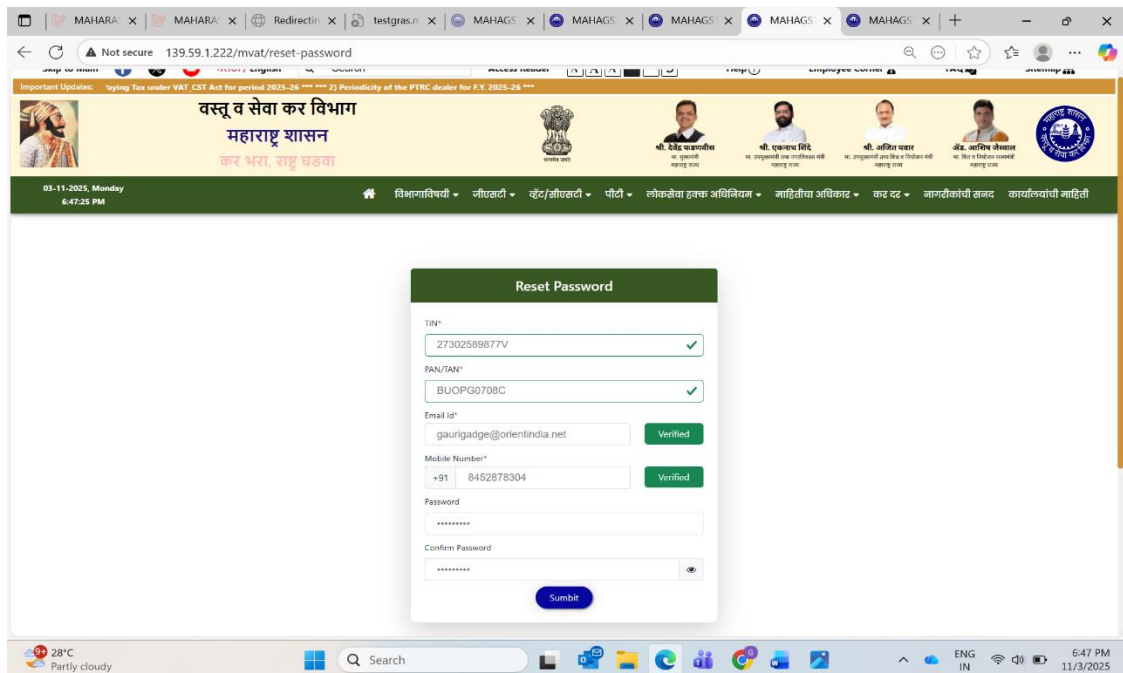
Confirm Password

Submit

11. Enter Password

12. Enter the Confirm password for confirmation.

13. Click on “Submit” button.



Reset Password

TIN*
27302589877V ✓

PAN/TAN*
BUOPG0708C ✓

Email Id*
gaugadga@orientindia.net Verified

Mobile Number*
+91 8452878304 Verified

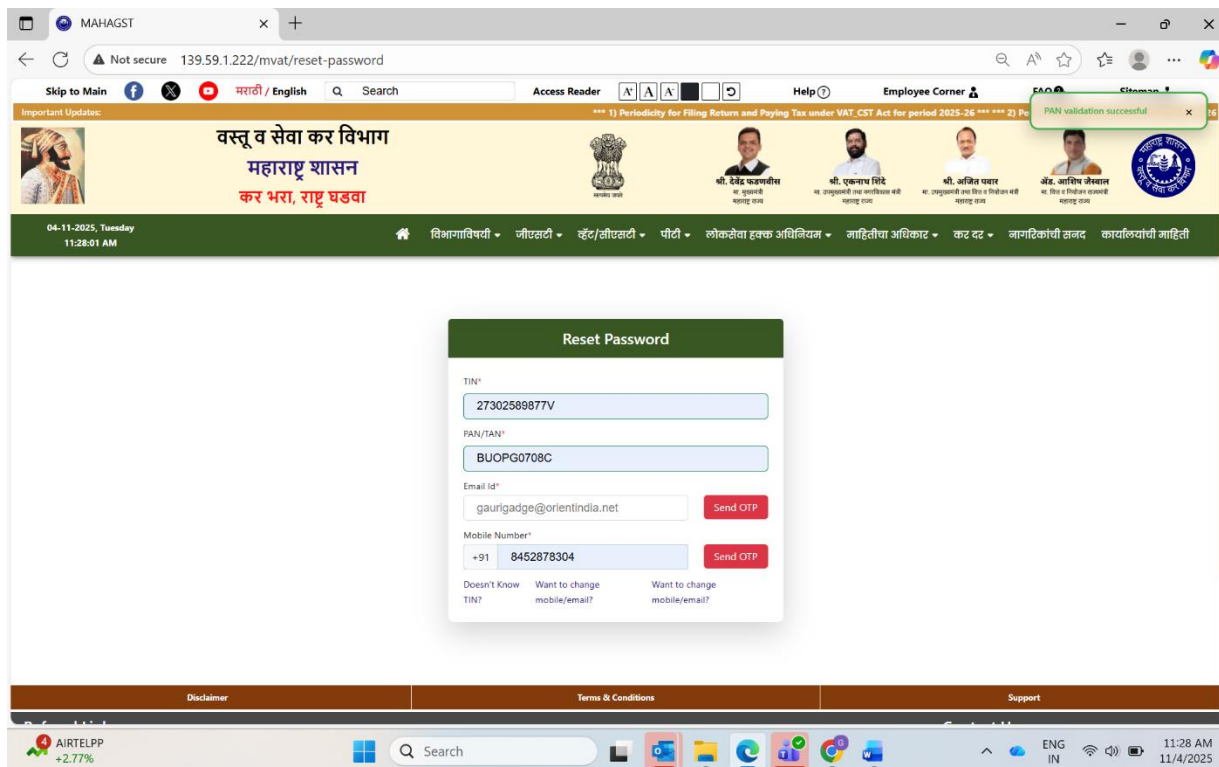
Password

Confirm Password

Submit

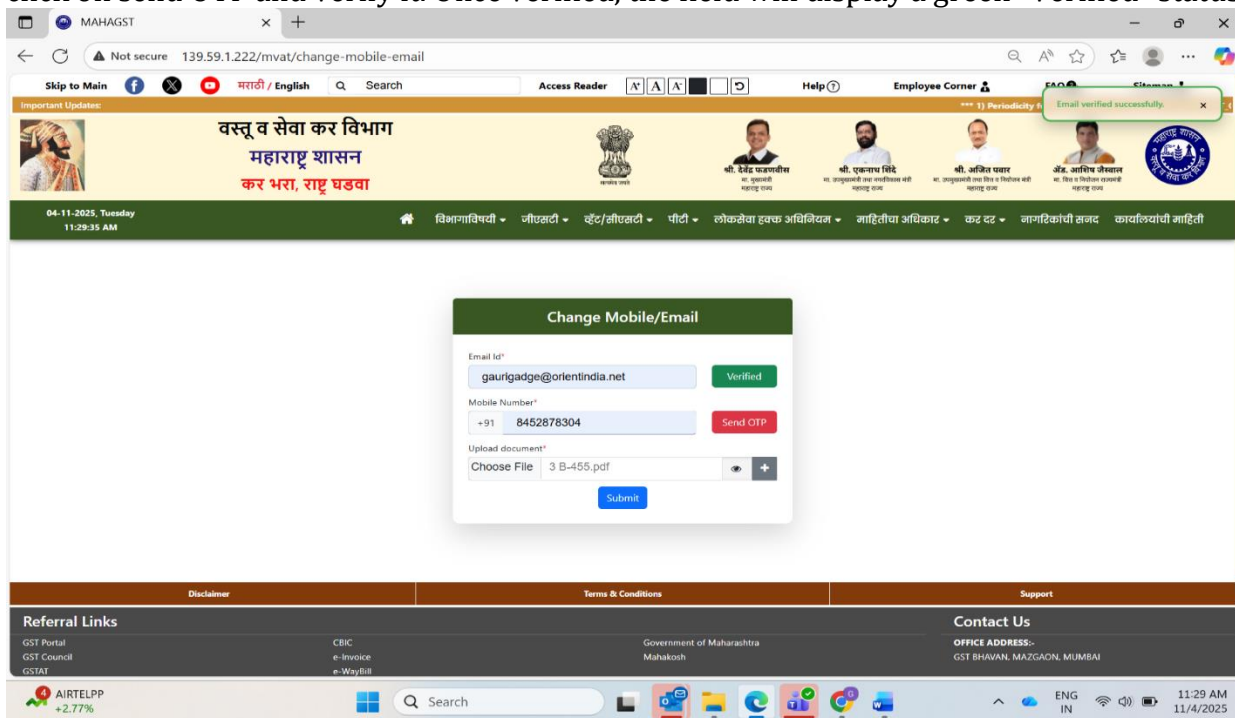
If you want to change Mobile No and Email ID, then

- 1. Click on “want to change Mobile/Email?”



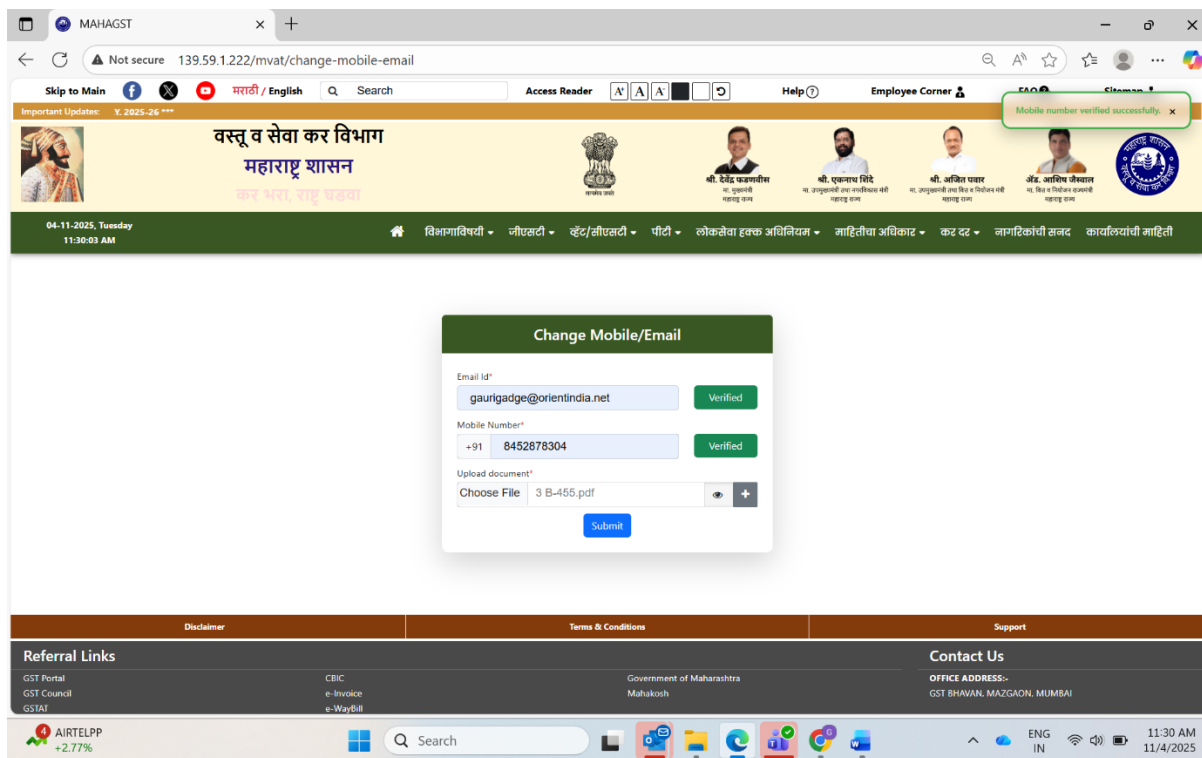
2. Enter valid Email ID.

- click on send OTP and verify it. Once verified, the field will display a green “Verified” status.



3. Enter valid Mobile No.

- click on send OTP and verify it. Once verified, the field will display a green “Verified” status.
- Click on choose file to upload document.
 - 1) Authorization from the registered dealer to update mobile no and Email ID.
 - 2) Aadhar card/PAN card copy of applicant.
- Click on Submit.



MAHAGST

Not secure 139.59.1.222/mvat/change-mobile-email

Skip to Main

मराठी / English

Access Reader

Help

Employee Corner

Important Updates: Y. 2025-26 ***

वस्तु व सेवा कर विभाग
महाराष्ट्र शासन
कर भरा, राहत घडवा

04-11-2025, Tuesday
11:30:03 AM

विभागविषयी • जीएसटी • वॉट/सीएसटी • पीटी • लोकसेवा हक्क अधिनियम • माहितीचा अधिकार • कट दद • नागरिकांची सनद • कार्यान्वयनी माहिती

Change Mobile/Email

Email Id*
gaurigadga@orientindia.net Verified

Mobile Number*
+91 8452878304 Verified

Upload document*
Choose File 3 B-455.pdf

Submit

Disclaimer Terms & Conditions Support

Referral Links

GST Portal
GST Council
GSTAT

CBIC
e-Invoice
e-Waybill

Government of Maharashtra
Mahakosh

Contact Us

OFFICE ADDRESS:
GST BHAVAN, MAZGAON, MUMBAI

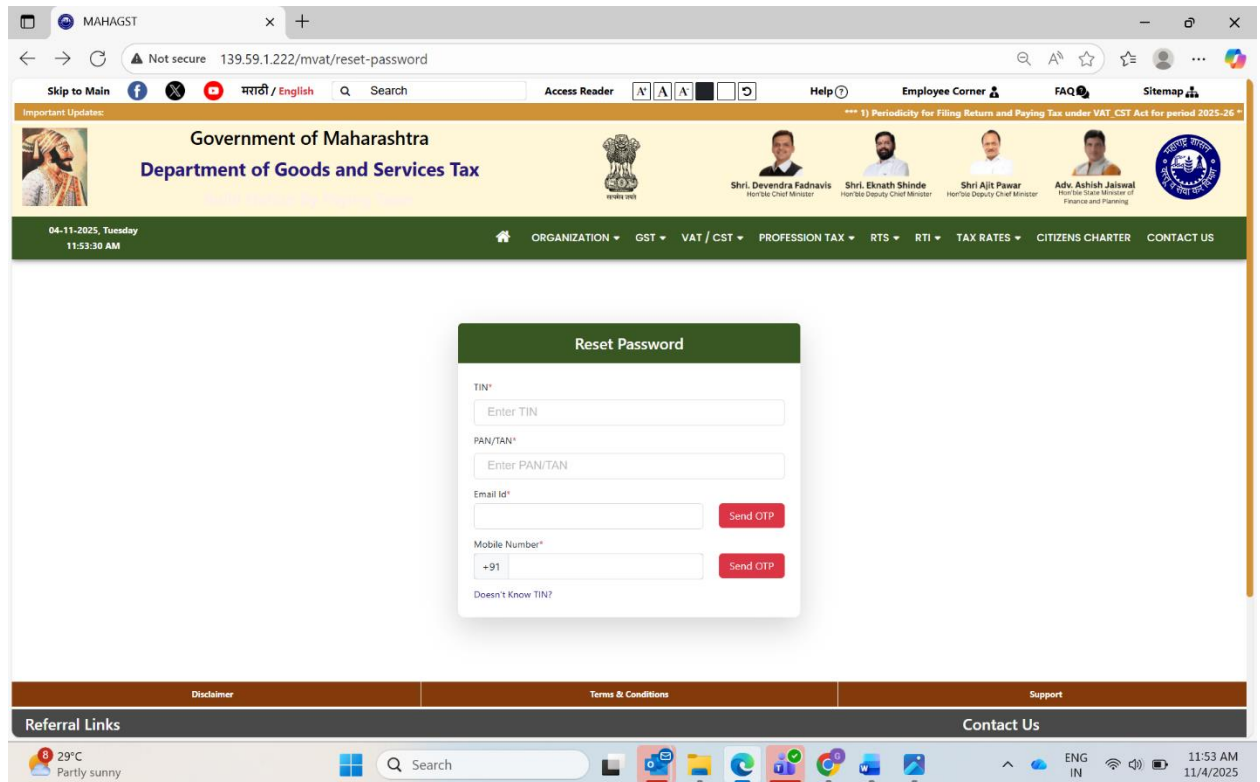
AIRTELPP
+2.77%

Search

ENG
IN

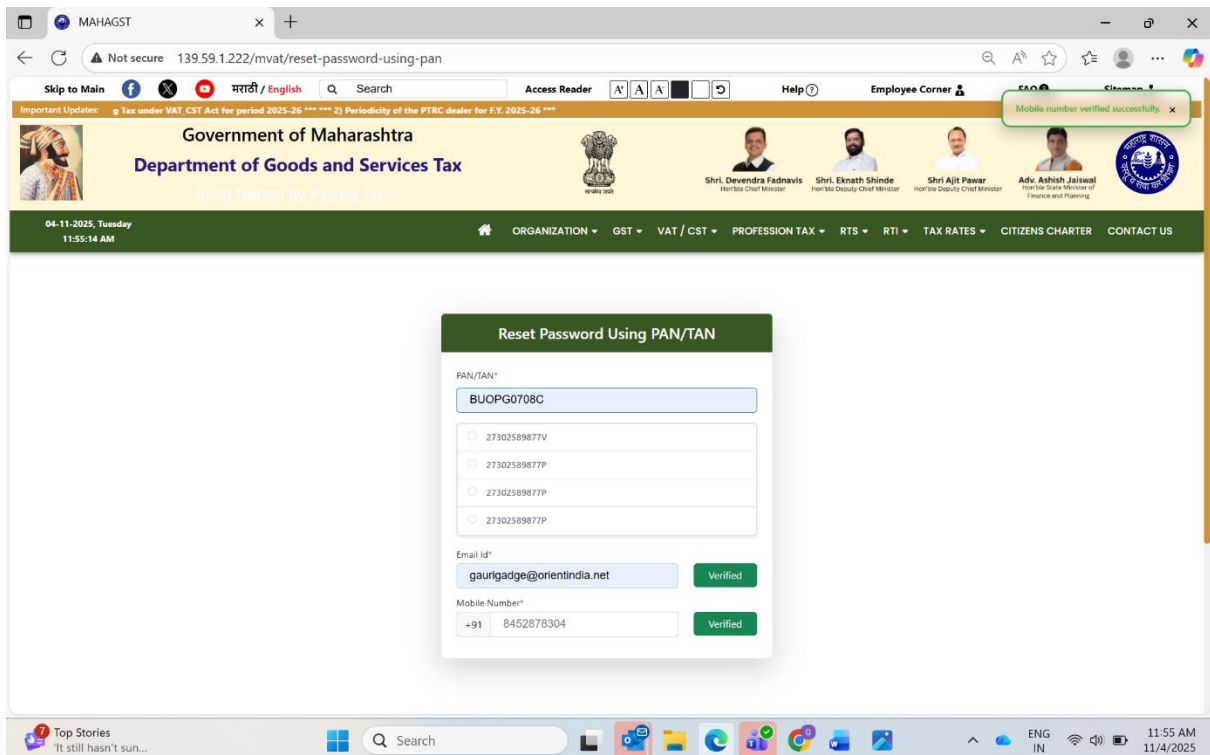
11:30 AM
11/4/2025

If you do not know your TIN then click on Doesn't know TIN?



The screenshot shows the MAHAGST website interface. The main header includes the Government of Maharashtra logo, the Department of Goods and Services Tax, and the names of the Minister and Deputy Ministers. The navigation bar contains links for ORGANIZATION, GST, VAT / CST, PROFESSION TAX, RTS, RTI, TAX RATES, CITIZENS CHARTER, and CONTACT US. The central content area displays a 'Reset Password' form with the following fields: TIN* (with a placeholder 'Enter TIN'), PAN/TAN* (with a placeholder 'Enter PAN/TAN'), Email Id* (with a placeholder 'Enter Email Id'), and Mobile Number* (with a placeholder '+91'). There are 'Send OTP' buttons next to the Email Id and Mobile Number fields. A link 'Doesn't Know TIN?' is located below the Mobile Number field. The footer contains links for Disclaimer, Terms & Conditions, Support, Referral Links, and Contact Us. The system clock shows 04-11-2025, Tuesday, 11:53:38 AM.

- Enter PAN/TAN
- Enter Email ID and verify it.
- Enter Mobile No and verify it.



The screenshot shows the MAHAGST website interface with the 'Reset Password Using PAN/TAN' form. The form fields are: PAN/TAN* (filled with 'BUOPG0708C'), Email Id* (filled with 'gaungadge@orientindia.net' and marked 'Verified'), and Mobile Number* (filled with '+91 6452678304' and marked 'Verified'). There are four radio button options for selecting a PIN: 2730258987TV, 2730258987TP, 2730258987PP, and 2730258987P. The website header and navigation bar are the same as in the previous screenshot. The system clock shows 04-11-2025, Tuesday, 11:55:14 AM.



THANK YOU